

MONTHLY MEMBERSHIP PROGRESS REPORT

District A 4

Results as of: 9/30/2023

GMT:

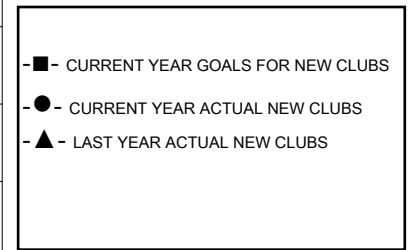
LOCATION ONTARIO

GMT CA

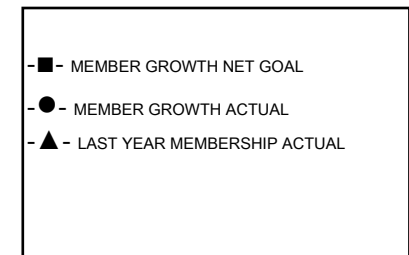
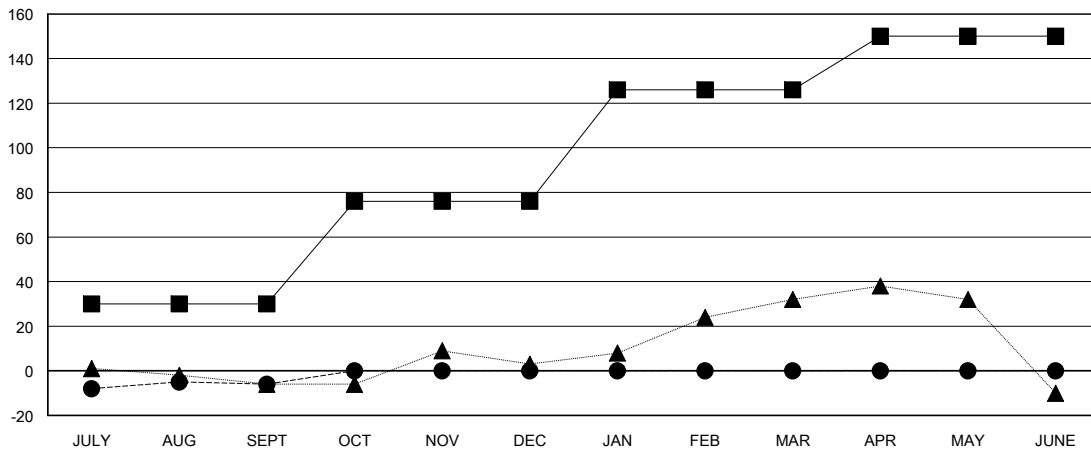
Clubs			
RESULTS FOR 2023-2024			
QUARTER	NEW CLUB GOAL	NEW CLUBS	DROPPED CLUBS
JULY/AUG/SEPT	0	0	0
OCT/NOV/DEC	1	0	0
JAN/FEB/MAR	0	0	0
APR/MAY/JUNE	0	0	0

Members			
RESULTS FOR 2023-2024			
QUARTER	MEMBER GROWTH NET GOAL	MEMBER GROWTH ACTUAL	DROPPED MEMBERS ACTUAL (including transfers)
JULY/AUG/SEPT	30	25	28
OCT/NOV/DEC	46	0	0
JAN/FEB/MAR	50	0	0
APR/MAY/JUNE	24	0	0

GOALS AND ACTUAL NEW CLUBS CUMULATIVE



GOALS AND ACTUAL MEMBERS CUMULATIVE



DROPPED CLUBS: 0	
DROPPED MEMBERS	
DECEASED	5
CLUB CANCELLED	0
OTHER	23
TOTAL	28

12 CLUBS OF 61 ADDED 1 OR MORE NEW MEMBERS

GENDER DISTRIBUTION	
MALE	895 (69.60%)
FEMALE	391 (30.40%)

[CLICK HERE FOR CUMULATIVE MEMBERSHIP DATA](#)

TOTAL FAMILY UNIT MEMBERS	157
FAMILY MEMBERS PAYING HALF DUES	81